


DEEP BLUE 3.0

Mono

505W MBB Half-cell Module
JAM66S30 480-505/MR Series

Introduction

Assembled with 11BB PERC cells, the half-cell configuration of the modules offers the advantages of higher power output, better temperature-dependent performance, reduced shading effect on the energy generation, lower risk of hot spot, as well as enhanced tolerance for mechanical loading.



Higher output power



Lower LCOE



Less shading and lower resistive loss

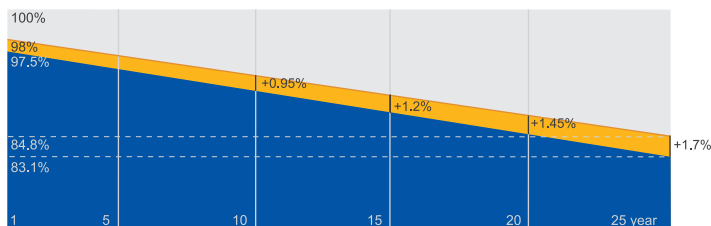


Better mechanical loading tolerance

Superior Warranty

- 12-year product warranty
- 25-year linear power output warranty

0.55% Annual Degradation Over 25 years



■ New linear power warranty ■ Standard module linear power warranty

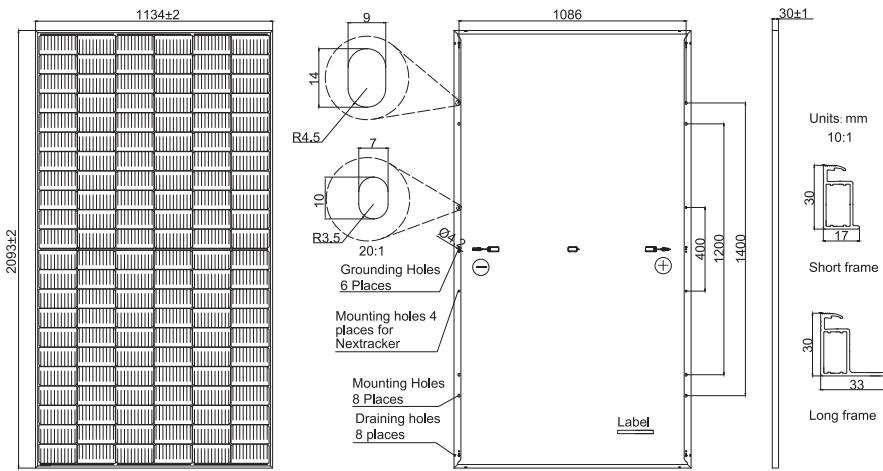
Comprehensive Certificates

- IEC 61215, IEC 61730, UL 61215, UL 61730
- ISO 9001: 2015 Quality management systems
- ISO 14001: 2015 Environmental management systems
- ISO 45001: 2018 Occupational health and safety management systems
- IEC 62941:2019 Terrestrial photovoltaic (PV) modules - Quality system for PV module manufacturing



MECHANICAL DIAGRAMS

SPECIFICATIONS



Cell	Mono
Weight	26.3kg
Dimensions	2093±2mm×1134±2mm×30±1mm
Cable Cross Section Size	4mm ² (IEC) , 12 AWG(UL)
No. of cells	132(6×22)
Junction Box	IP68, 3 diodes
Connector	QC 4.10-351/ MC4-EVO2A
Cable Length (Including Connector)	Portrait: 200mm(+)/300mm(-); 800mm(+)/800mm(-)(Leapfrog) Landscape: 1200mm(+)/1200mm(-)
Packaging Configuration	36pcs/Pallet 792pcs/40HQ Container

Remark: customized frame color and cable length available upon request

ELECTRICAL PARAMETERS AT STC

TYPE	JAM66S30 -480/MR	JAM66S30 -485/MR	JAM66S30 -490/MR	JAM66S30 -495/MR	JAM66S30 -500/MR	JAM66S30 -505/MR
Rated Maximum Power(Pmax) [W]	480	485	490	495	500	505
Open Circuit Voltage(Voc) [V]	45.07	45.20	45.33	45.46	45.59	45.72
Maximum Power Voltage(Vmp) [V]	37.62	37.81	37.99	38.17	38.35	38.53
Short Circuit Current(Isc) [A]	13.65	13.72	13.79	13.86	13.93	14.00
Maximum Power Current(Imp) [A]	12.76	12.83	12.90	12.97	13.04	13.11
Module Efficiency [%]	20.2	20.4	20.6	20.9	21.1	21.3
Power Tolerance	0~+5W					
Temperature Coefficient of Isc(α _{Isc})	+0.045%/°C					
Temperature Coefficient of Voc(β _{Voc})	-0.275%/°C					
Temperature Coefficient of Pmax(γ _{Pmp})	-0.350%/°C					
STC	Irradiance 1000W/m ² , cell temperature 25°C, AM1.5G					

Remark: Electrical data in this catalog do not refer to a single module and they are not part of the offer.They only serve for comparison among different module types.

ELECTRICAL PARAMETERS AT NOCT

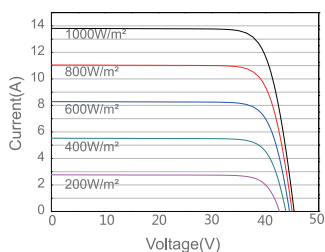
OPERATING CONDITIONS

TYPE	JAM66S30 -480/MR	JAM66S30 -485/MR	JAM66S30 -490/MR	JAM66S30 -495/MR	JAM66S30 -500/MR	JAM66S30 -505/MR	Operating Conditions
Rated Max Power(Pmax) [W]	363	367	370	374	378	382	Maximum System Voltage 1000V/1500V DC
Open Circuit Voltage(Voc) [V]	42.15	42.30	42.43	42.58	42.72	42.86	Operating Temperature -40°C~+85°C
Max Power Voltage(Vmp) [V]	35.54	35.67	35.76	35.84	35.93	36.02	Maximum Series Fuse Rating 25A
Short Circuit Current(Isc) [A]	10.99	11.06	11.13	11.20	11.27	11.34	Maximum Static Load,Front* 5400Pa(112lb/ft ²) Maximum Static Load,Back* 2400Pa(50lb/ft ²)
Max Power Current(Imp) [A]	10.21	10.28	10.36	10.44	10.52	10.60	NOCT 45±2°C
NOCT	Irradiance 800W/m ² , ambient temperature 20°C,wind speed 1m/s, AM1.5G						Safety Class Class II
							Fire Performance UL Type 1

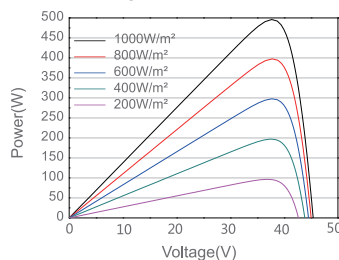
*For NexTracker installations, maximum static load please take compatibility approve letter between JA Solar and NexTracker for reference.

CHARACTERISTICS

Current-Voltage Curve JAM66S30-495/MR



Power-Voltage Curve JAM66S30-495/MR



Current-Voltage Curve JAM66S30-495/MR

